

# Junction Box for Remote Setup and Diagnostic

## CR4500DC





### Presentation

When the Rota-Sonde DC4500 is not easy to access, the junction box **CR4500DC** permits the user to setup the sensor remotely. It offers the same possibility and interface as if the user was behind the HMD itself, for example to switch ON/OFF laser for checking the alignment of the sensor.

The window on the front door (models CR450•DC) allows users to see directly live signal from photocell, threshold setup and to check status of sensor (detection, control, alarm, active sensitivity range).



### Technical characteristics

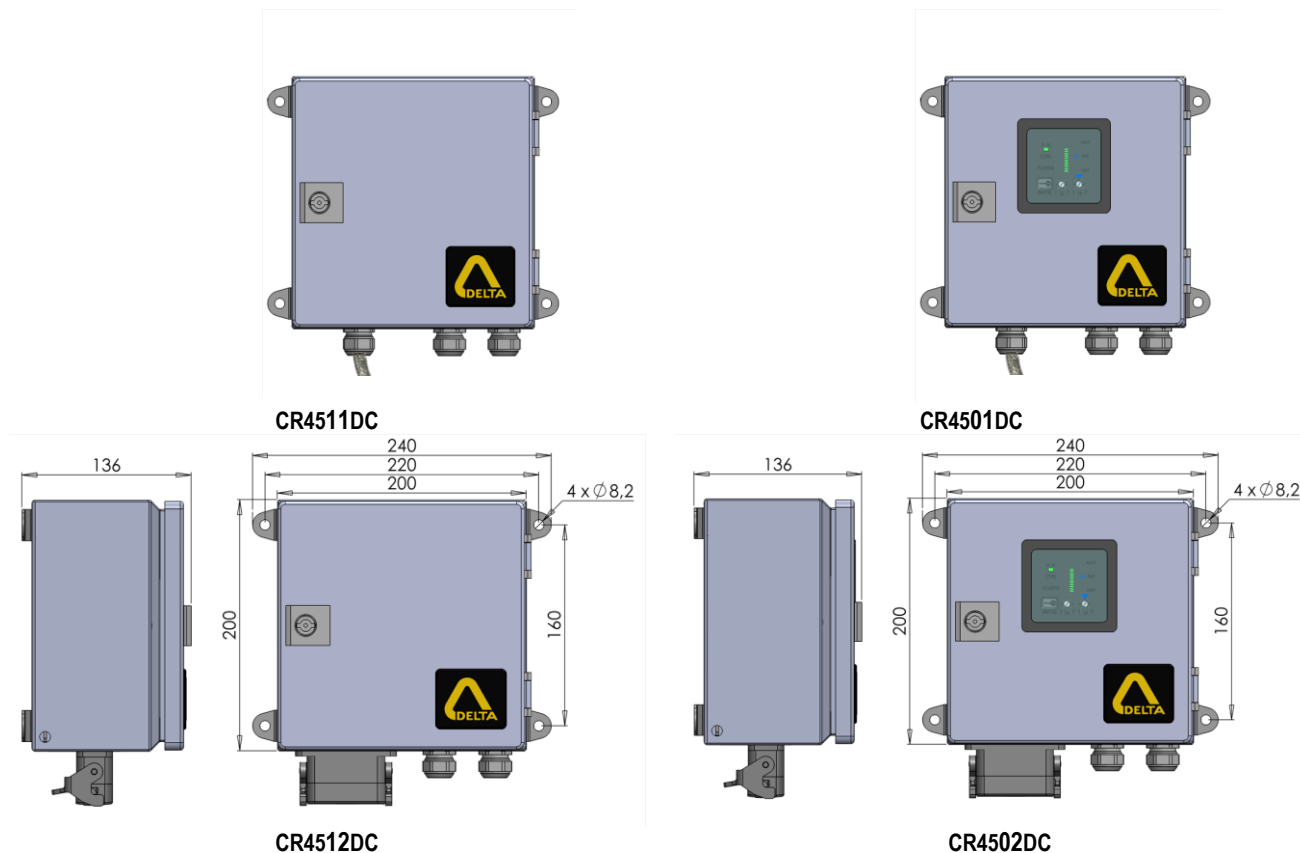
Model	CR4511DC L=•	CR4501DC L=•	CR4512DC L=•	CR4502DC L=•
				
Control module	No (1)	Yes	No (1)	Yes
Connection type	Cable prewired. Cable length to specify in reference		Female connector on the junction box. Cable length to specify in reference	
Power supply	220 V (-10%) to 240 V (+10%) – 50/60 Hz or 110 V (-10%) to 120 V (+10%) – 50/60 Hz or 24 VDC (18 to 30 VDC)			
Operating Temp.	-4°F to 140°F			
Protection rating	IP66			
Weight	3.0 kg to 4.2 kg (depending on cable length)			

(1) The Control Module can be ordered separately, to make remote setup and diagnostic of Rota-Sonde DC4500. It can be integrated in another junction box or in an electrical panel. Reference: **7140450** (115/230 VAC) or **7140451** (24VDC).

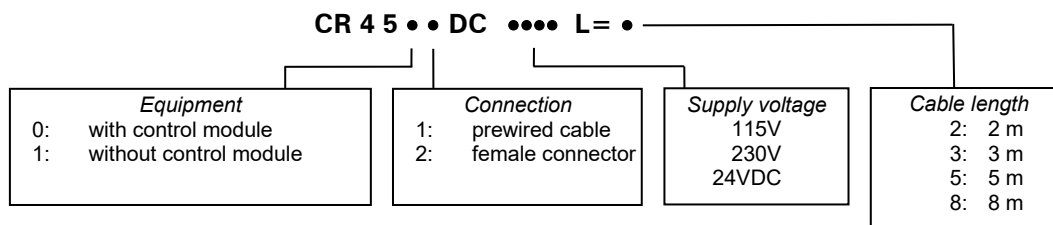




## Dimensions of the junction box



## Reference for order



Example: **CR4501DC 230V L=2**, junction box for Rota-Sonde DC4500 with control module, prewired cable inside, power supply 230 VAC, cable length 2m.

**Note:** when the Rota-Sonde DC4500 is connected to a junction box, the sensor should be ordered without cable (reference DC45•••• L=0).

**DELTA SAS**  
 Tel : +33 388 78 21 01 - info@deltasensor.eu - www.deltasensor.eu  
**DELTA SENSOR (CHANGZHOU) Co., Ltd. (China)**  
 Tel: +86 519 8188 2500 - info@deltasensor.com.cn  
**DELTA Vertriebsgesellschaft mbH (Germany)**  
 Tel: +49 6183 91 94 323 - info.de@deltasensor.eu  
**DELTA SENSOR Pvt. Ltd. (India)**  
 Tel: +91 11 4054 8170 - info@deltasensor.co.in  
**DELTA USA, Inc. (North America)**  
 Tel: +1 (412) 429 3574 - info@delta-usa.com

**DELTA USA INC. (North America)**  
 CARNEGIE OFFICE PARC - BUILDING 2, SUITE 180  
 600 NORTH BELL AVENUE, CARNEGIE, PA 15160  
 Tel: (412) 429 3574 Fax: (412) 429 3348  
 info@delta-usa.com www.delta-usa.com

Subject to change without prior notice

Lt 3504 **2**